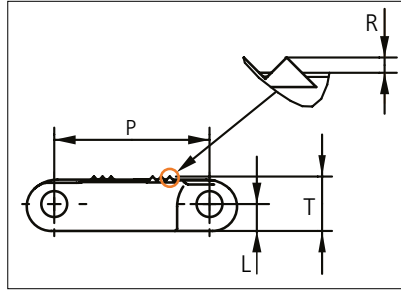



## Plastic Modular Belt

Series **uni LPB** Type **Rough**



Straight running belt  
 Nominal pitch: 25.4 mm (1.00 in)  
 Surface type: Rough POM-NL (R10)  
 Surface type: Rough PP-FREC (R11)  
 Surface opening: Closed  
 Backflex radius: 25.0 mm (0.98 in)  
 Pin diameter: 4.0 mm (0.16 in)

| Belt material & color | POM-NL <b>K</b> | PP-FREC <b>K</b> | mm                    |      | in   |          |     |      |
|-----------------------|-----------------|------------------|-----------------------|------|------|----------|-----|------|
|                       |                 |                  | <b>P</b><br>(Nominal) | 25.4 | 1.00 | <b>R</b> | 0.9 | 0.04 |
| Pin material & color  | PA6.6 <b>B</b>  |                  | <b>L</b>              | 4.4  | 0.17 | <b>T</b> | 8.9 | 0.35 |

Non standard material and color: See uni Material and Color Overview.

Alternative pin and lock materials: Lockpin: PBT **LG**

| Belt width |      | Permissible tensile force<br>(Belt/pin material) |      |              |      | ***Belt weight<br>(Belt/pin material) |       |              |       | Min No<br>drive<br>sprocket<br>per shaft | Number of wear<br>strips (min no) |                   |
|------------|------|--|------|--------------|------|---------------------------------------|-------|--------------|-------|--|-----------------------------------|-------------------|
|            |      | POM-NL/PA66                                      |      | PP-FREC/PA66 |      | POM-NL/PA66                           |       | PP-FREC/PA66 |       |  | **Carry<br>(pcs)                  | **Return<br>(pcs) |
| mm         | in   | N  | lbf  | N            | lbf  | Kg/m                                  | lb/ft | Kg/m         | lb/ft |  |                                   |                   |
| 153        | 6.0  | 5355   | 1204 | 1913         | 430  | 1.0                                   | 0.68  | 0.7          | 0.45  | 2  | 1                                 | 1                 |
| 229        | 9.0  | 8015   | 1802 | 2863         | 643  | 1.5                                   | 1.02  | 1.0          | 0.68  | 2  | 1                                 | 1                 |
| 305        | 12.0 | 10675  | 2400 | 3813         | 857  | 2.0                                   | 1.35  | 1.3          | 0.90  | 3  | 3                                 | 2                 |
| 381        | 15.0 | 13335  | 2998 | 4763         | 1071 | 2.5                                   | 1.69  | 1.7          | 1.13  | 3  | 3                                 | 2                 |
| 457        | 18.0 | 15995  | 3596 | 5713         | 1284 | 3.0                                   | 2.03  | 2.0          | 1.35  | 4  | 4                                 | 2                 |
| 533        | 21.0 | 18655  | 4194 | 6663         | 1498 | 3.5                                   | 2.36  | 2.3          | 1.58  | 4  | 4                                 | 2                 |
| 609        | 24.0 | 21315  | 4792 | 7613         | 1711 | 4.0                                   | 2.70  | 2.7          | 1.80  | 5  | 5                                 | 3                 |
| 686        | 27.0 | 24010  | 5397 | 8575         | 1928 | 4.5                                   | 3.04  | 3.0          | 2.03  | 5  | 5                                 | 3                 |
| 762        | 30.0 | 26670  | 5995 | 9525         | 2141 | 5.0                                   | 3.38  | 3.4          | 2.25  | 6  | 6                                 | 3                 |
| 838        | 33.0 | 29330  | 6593 | 10475        | 2355 | 5.5                                   | 3.72  | 3.7          | 2.48  | 6  | 6                                 | 3                 |
| 914        | 36.0 | 31990  | 7191 | 11425        | 2568 | 6.0                                   | 4.05  | 4.0          | 2.70  | 7  | 7                                 | 4                 |
| 990        | 39.0 | 34650  | 7789 | 12375        | 2782 | 6.5                                   | 4.39  | 4.4          | 2.93  | 7  | 7                                 | 4                 |

Additional standard belt widths are available in steps of 76.0 mm (2.99 in). Additional non-standard belt widths are available in steps of 76.0 mm (2.99 in).

|      |      |       |       |       |      |      |      |     |      |    |    |   |
|------|------|-------|-------|-------|------|------|------|-----|------|----|----|---|
| 1979 | 77.9 | 69265 | 15571 | 24738 | 5561 | 13.1 | 8.78 | 8.7 | 5.85 | 14 | 14 | 7 |
|------|------|-------|-------|-------|------|------|------|-----|------|----|----|---|

Additional standard belt widths are available in steps of 76.0 mm (2.99 in). Additional non-standard belt widths are available in steps of 76.0 mm (2.99 in).

|      |       |        |       |       |      |      |       |      |      |    |    |    |
|------|-------|--------|-------|-------|------|------|-------|------|------|----|----|----|
| 2969 | 116.9 | 103915 | 23360 | 37113 | 8343 | 19.6 | 13.17 | 13.1 | 8.78 | 20 | 20 | 10 |
|------|-------|--------|-------|-------|------|------|-------|------|------|----|----|----|

General belt tolerance is +0/-0.4% at 23°C/73°F and 50% RH. For exact belt width contact Customer Service. Non standard belt width on request

\*Max. Load per Drive Sprocket. Belt material: POM-NL 2300 N (517 lbf), PP-FREC 1300 N (292 lbf)

\*\*Full Carry way support (FS) deck of wearstrip material recommended for safe walk belts.

\*\*\*Return belt support via free running gravity rollers recommended to avoid marking safe walk belt surface.


Surface grip in material NL (R10), PP-FREC (R11).

□ = Single Link

## Sprocket

| No. of teeth | Bore size  |      |      |      |      |      |    |      |    |      | Overall diameter |      | Pitch diameter |      | Hub diameter |      | Dimension A            |                      | Dimension B |      | Single row/Two way | Molded | PA6 LG |      |
|--------------|------------|------|------|------|------|------|----|------|----|------|------------------|------|----------------|------|--------------|------|------------------------|----------------------|-------------|------|--------------------|--------|--------|------|
|              | Pilot bore | 1.00 |      | 1.18 |      | 1.25 |    | 1.50 |    | 1.57 |                  |      |                |      |              |      |                        |                      |             |      |                    |        |        | 2.36 |
|              | mm         | 38.1 | 40.0 | 60.0 | 63.5 | mm   | in | mm   | in | mm   | in               | mm   | in             | mm   | in           | mm   | in                     | mm                   | in          |      |                    |        |        |      |
| Z10          | ✓          | ●    | ●    | ●    | ■    | ●    |    |      |    |      | 80.3             | 3.16 | 82.2           | 3.24 | 65.0         | 2.56 | 34.7                   | 1.36                 | 45.5        | 1.79 | ✓                  | ✓      |        |      |
| Z12          | ✓          | ●    | ●    | ●    | ■    | ●    |    |      |    |      | 96.8             | 3.81 | 98.1           | 3.86 | 70.0         | 2.76 | 43.0                   | 1.69                 | 53.5        | 2.11 | ✓                  | ✓      |        |      |
| Z15          | ✓          |      | ●    | ●    | ■    | ●    | ■  | ■    | ■  | ■    | 2                | 1    | 121.5          | 4.78 | 122.2        | 4.81 | 70.0<br>100.0<br>104.0 | 2.76<br>3.94<br>4.09 | 55.4        | 2.18 | 65.5               | 2.58   | ✓      | ✓    |
| Z18          | ✓          |      | ●    | ●    | ■    | ●    | ■  | ■    | ■  | ■    | 2                | 1    | 146.0          | 5.75 | 146.3        | 5.76 | 70.0<br>104.0<br>120.0 | 2.76<br>4.09<br>4.72 | 67.6        | 2.66 | 77.5               | 3.05   | ✓      | ✓    |
| Z19          | ✓          |      | ●    | ●    | ■    | ●    | ■  | ■    | ■  | ■    | 1                | 1    | 154.2          | 6.07 | 154.3        | 6.07 | 70.0<br>120.0          | 2.76<br>4.72         | 71.7        | 2.82 | 81.6               | 3.21   | ✓      | ✓    |

● Moulded sprocket ■ Moulded sprocket ■ Moulded sprocket

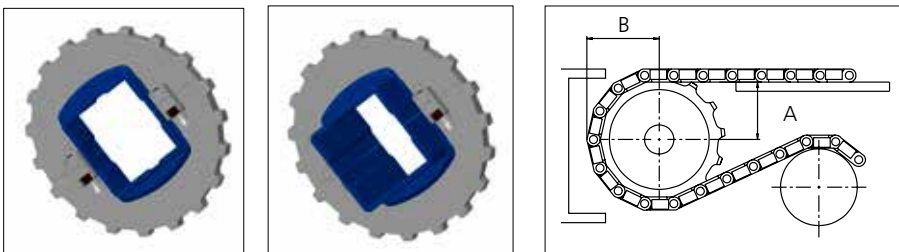


Other sprocket sizes are available upon request.  
 Round bores are always delivered with keyway.  
 Max load per sprocket shown does not take bore size into account.  
 Please also ensure that sufficient size shaft is chosen for corresponding load.  
 Other bore sizes are available upon request.  
 uni Retainer Rings: See uni Retainer Ring data sheet.  
 Width of tooth = 10.0 mm (0.39 in)  
 Width of OnePart sprocket = 25.0 mm (0.98 in)

## uni UltraFit Two-Part Sprocket

| No. of teeth | Bore size |      |      |      |      | Overall diameter |      | Pitch diameter |      | Hub/adaptor diameter |      | Hub/adaptor width |              | Dimension A |      | Dimension B |      | Single row/Two way | Molded | PA6 LG | Adapter Moulded | POM-D B |
|--------------|-----------|------|------|------|------|------------------|------|----------------|------|----------------------|------|-------------------|--------------|-------------|------|-------------|------|--------------------|--------|--------|-----------------|---------|
|              | in        | 1.50 | 1.57 | 2.36 | 2.50 |                  |      |                |      |                      |      |                   |              |             |      |             |      |                    |        |        |                 |         |
|              | mm        | 38.1 | 40.0 | 60.0 | 63.5 | mm               | in   | mm             | in   | mm                   | in   | mm                | in           | mm          | in   | mm          | in   |                    |        |        |                 |         |
| Z12          |           | ■    | ■    |      |      | 96.8             | 3.81 | 98.2           | 3.87 | 83.0                 | 3.27 | 25.0<br>76.0      | 0.98<br>2.99 | 43          | 1.69 | 53.5        | 2.11 | ✓                  | ✓      | ✓      | ✓               |         |
| Z13          |           | ■    | ■    |      |      | 104.8            | 4.13 | 106.2          | 4.18 | 83.0                 | 3.27 | 25.0<br>76.0      | 0.98<br>2.99 | 47.1        | 1.86 | 57.1        | 2.25 | ✓                  | ✓      | ✓      | ✓               |         |
| Z15          |           | ■    | ■    | ■    | ■    | 121.5            | 4.78 | 122.5          | 4.82 | 106.0                | 4.14 | 25.0<br>76.0      | 0.98<br>2.99 | 55.4        | 2.18 | 65.5        | 2.58 | ✓                  | ✓      | ✓      | ✓               |         |
| Z16          |           | ■    | ■    | ■    | ■    | 129.7            | 5.11 | 130.2          | 5.13 | 106.0                | 4.14 | 25.0<br>76.0      | 0.98<br>2.99 | 59.5        | 2.35 | 69.5        | 2.74 | ✓                  | ✓      | ✓      | ✓               |         |
| Z18          |           | ■    | ■    | ■    | ■    | 146.1            | 5.75 | 146.3          | 5.76 | 106.0                | 4.14 | 25.0<br>76.0      | 0.98<br>2.99 | 67.6        | 2.66 | 77.5        | 3.05 | ✓                  | ✓      | ✓      | ✓               |         |
| Z19          |           | ■    | ■    | ■    | ■    | 154.2            | 6.07 | 154.3          | 6.07 | 106.0                | 4.14 | 25.0<br>76.0      | 0.98<br>2.99 | 71.7        | 2.82 | 81.6        | 3.21 | ✓                  | ✓      | ✓      | ✓               |         |

■ Moulded uni UltraFit TwoPart Sprocket (Narrow adapter) ■ Moulded uni UltraFit TwoPart Sprocket (Wide adapter)



For correct sprocket position:  
 See uni Assembly Instructions for uni QNB.  
 For more detailed sprocket information contact Customer Service.

uni LPB Rough/180822

Any questions? Please contact us.

Morskate Aandrijvingen BV

Oosterveldsingel 47A  
 7558 PJ Hengelo (Ov)  
 The Netherlands

NL

T +31 (0)74 - 760 11 11  
 info@morskateaanrijvingen.nl  
 www.morskateaanrijvingen.nl

DE

T +49 692 - 222 34 95  
 info@morskateantriebstechnik.de  
 www.morskateantriebstechnik.de

EN

T +31 (0)74 - 760 11 11  
 info@morskatedrivetechnology.com  
 www.morskatedrivetechnology.com